

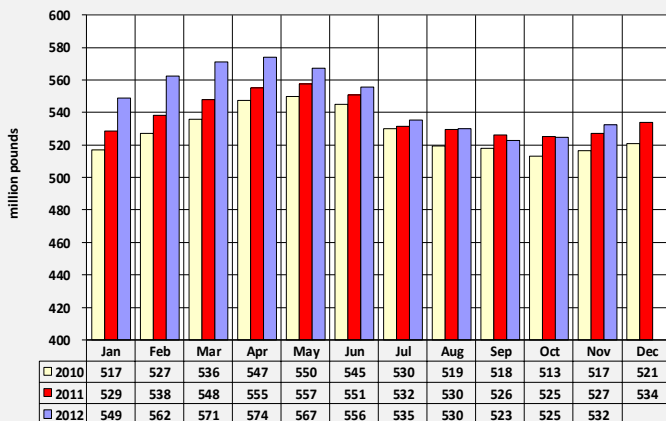
MILK PRODUCTION

December 19, 2012

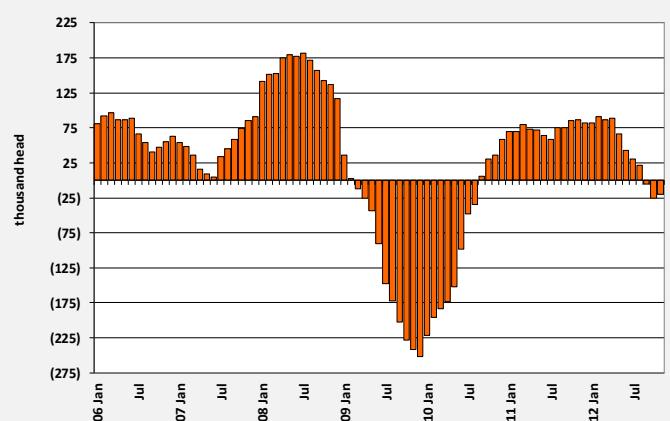
UPDATE

NOVEMBER MILK PRODUCTION											
State	Production			Milk Per Cow			Cows				
	(mil lbs.)	vs Oct	vs '11	(lbs.)	vs Oct	vs '11	(000 head)	vs Oct	vs '11		
CA	3,266	↓ -1.2%	↓ -2.3%	1,835	↓ -1.3%	↓ -2.4%	1,780	↑ +2	↑ +2		
WI	2,199	↓ -2.5%	↑ 4.7%	1,730	↓ -2.5%	↑ 4.2%	1,271	↑ 0	↑ +6		
NY	1,058	↓ -2.3%	↑ 3.2%	1,735	↓ -2.3%	↑ 3.3%	610	↑ 0	0		
ID	1,089	↓ -4.2%	↑ 2.3%	1,880	↓ -4.6%	↑ 2.2%	579	↑ +2	0		
PA	853	↓ -1.8%	↑ 0.4%	1,600	↓ -1.8%	↑ 1.3%	533	↑ 0	↓ -5		
MN	739	↓ -0.9%	↑ 4.5%	1,590	↓ -0.9%	↑ 4.6%	465	↑ 0	0		
NM	646	↓ -1.5%	↓ -4.0%	2,000	↓ -1.2%	↓ -1.0%	323	↓ -1	↓ -10		
TX	761	↓ -1.4%	↓ -3.7%	1,770	↓ -1.4%	↓ -2.5%	430	↑ 0	↓ -5		
MI	718	↓ -1.5%	↑ 4.4%	1,915	↓ -1.8%	↑ 2.7%	375	↑ +1	↑ +6		
WA	491	↓ -4.1%	↓ -0.6%	1,880	↓ -4.1%	↑ 0.0%	261	↑ 0	↓ -2		
OH	439	↓ -1.6%	↑ 4.5%	1,625	↓ -1.5%	↑ 4.2%	270	↑ 0	↑ +1		
AZ	349	↑ 2.0%	↓ -2.0%	1,940	↑ 2.1%	↑ 4.6%	180	↑ 0	↓ -12		
IA	367	↑ 0.8%	↑ 4.0%	1,790	↓ -0.3%	↑ 1.4%	205	↑ +2	↑ +5		
IN	299	↓ -1.3%	↑ 3.5%	1,730	↓ -1.1%	↑ 3.6%	173	↑ 0	0		
VT	207	↓ -2.4%	↑ 2.5%	1,555	↓ -2.5%	↑ 3.0%	133	↑ 0	↓ -1		
CO	261	↓ -3.7%	↑ 6.5%	1,935	↓ -3.5%	↑ 3.5%	135	↑ 0	↑ +4		
KS	225	↓ -1.3%	↑ 6.1%	1,770	↓ -2.2%	↑ 2.6%	127	↑ +1	↑ +4		
OR	198	↓ -4.3%	↑ 0.5%	1,610	↓ -4.5%	↓ -0.3%	123	↑ 0	↑ +1		
FL	171	↑ 6.9%	↓ -2.3%	1,400	↑ 6.9%	↓ -4.1%	122	↑ 0	↑ +2		
IL	158	↑ 0.0%	↑ 1.9%	1,580	↑ 0.0%	↑ 0.0%	100	↑ 0	↑ +2		
MO	110	↑ 0.0%	↓ -1.8%	1,180	↑ 0.0%	↓ -0.8%	93	↑ 0	↓ -1		
VA	138	↓ -0.7%	↑ 0.0%	1,455	↓ -0.7%	↑ 1.0%	95	↑ 0	↓ -1		
UT	156	↓ -1.9%	↑ 2.0%	1,750	↓ -3.3%	↑ 0.6%	89	↑ +1	↑ +1		
23 State	14,898	↓ -1.8%	↑ 1.1%	1,758	↓ -1.9%	↑ 1.1%	8,472	↑ +8	↓ -3		
50 State	15,973	↓ -1.8%	↑ 1.0%	1,738	↓ -1.8%	↑ 1.2%	9,193	↑ +7	↓ -20		

DAILY MILK PRODUCTION



US COWS: YEAR-OVER-YEAR CHANGE

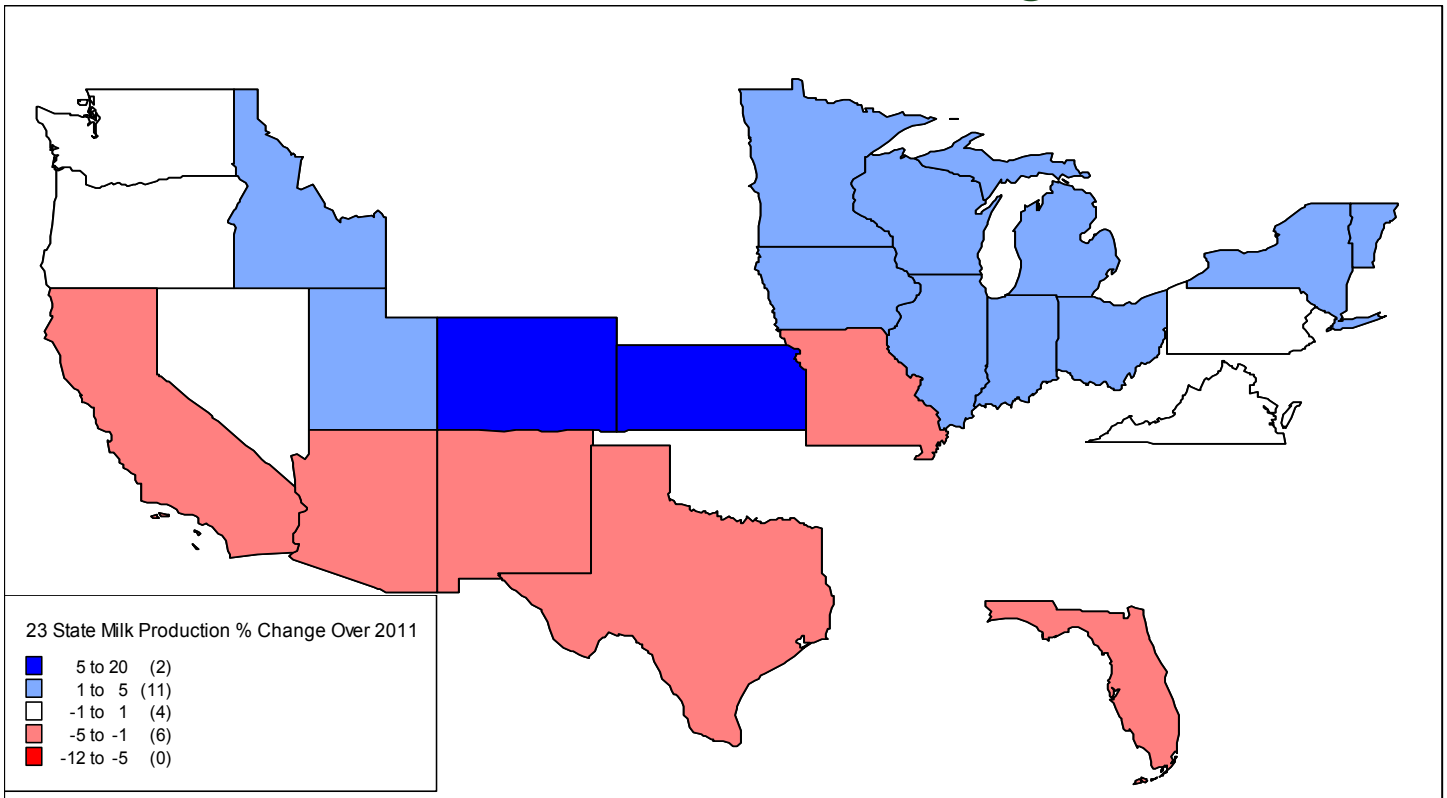


BLIMLING AND ASSOCIATES, INC

5201 EAST TERRACE DRIVE, SUITE 280 · MADISON, WI 53718 · 608-839-5565 · INFO@BLIMLING.COM

© 2012 Blimling and Associates, Inc. This report is prepared for the exclusive use of Blimling and Associates' clients. Reproduction in part or in whole without permission is strictly prohibited. This information is carefully compiled, but not guaranteed to be complete or free from error; nor does it constitute a solicitation to buy or sell futures/options contracts. Futures and options trading involves risk. Contact a licensed professional for more information.

November 23-State Milk Production Change from 2011



November 23-State Cow Number Change from 2011

